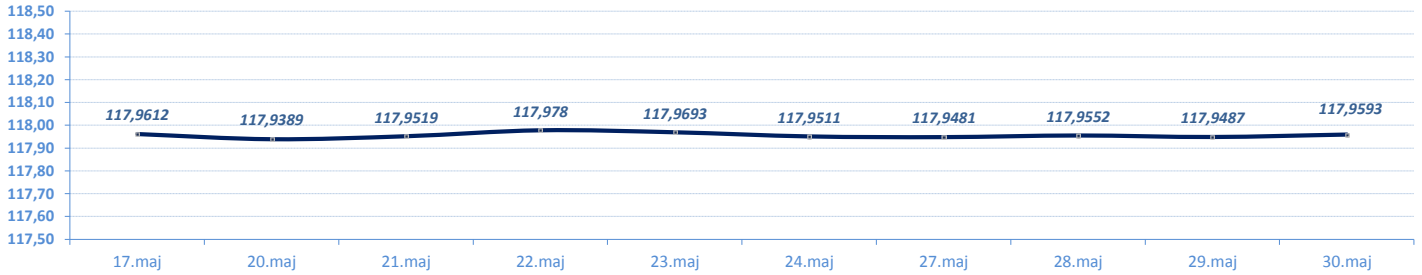


**VESTI / NEWS**

- **SREDNJI KURS EUR/RSD**: Dinar neznatno oslabio u odnosu na evro za 0,0106 dinara, srednji kurs 117,9593 Obim međubankarske trgovine evrom na dan 29. maj do 12:30h iznosio je 11,5 miliona evra. NBS nije intervenisala na međubankarskom tržištu (od početka godine ukupno prodala 130 miliona evra i kupila 310 miliona evra).
- **BEOGRADSKA BERZA**: Indeksi zabeležili pad vrednosti, BELEX15 niži za 0,07 odsto, BELEXline za 0,26 odsto. Promet manji u odnosu na prethodni dan, na regulisanom tržištu najviše trgovano akcijama NIS-a, Komercijalne banke, Aerodroma Nikola Tesla, Galenike i Impola Sevojno.

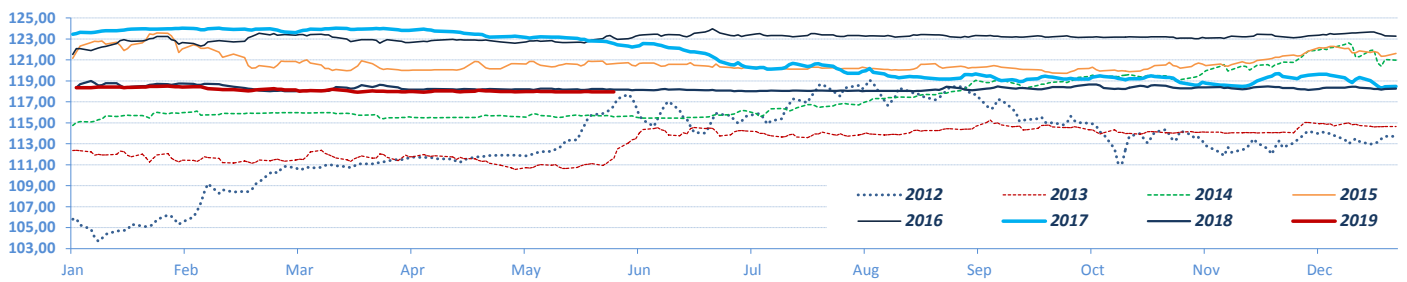
**DEVIZNO TRŽIŠTE / FX MARKET**

**EUR / RSD** (Srednji kurs / Official Middle Rate) ► 10 dana / 10 days

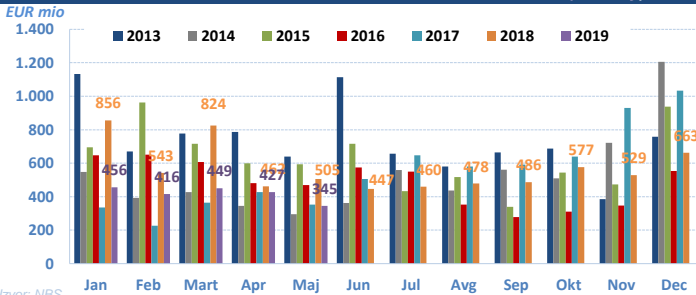


Izvor/Source: NBS

**EUR / RSD** (Srednji kurs/ Official middle rate) ► Jan - ....

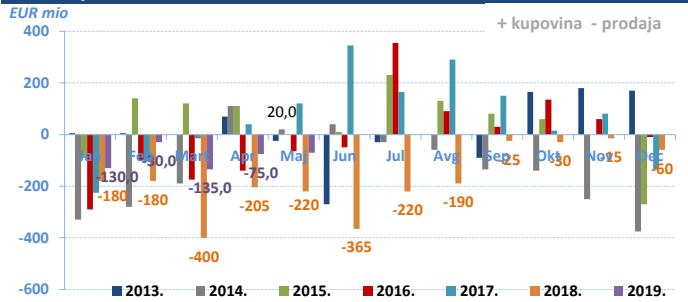


**Promet na međubankarskom tržištu / Volumes on FX Interbank market (eur only)**

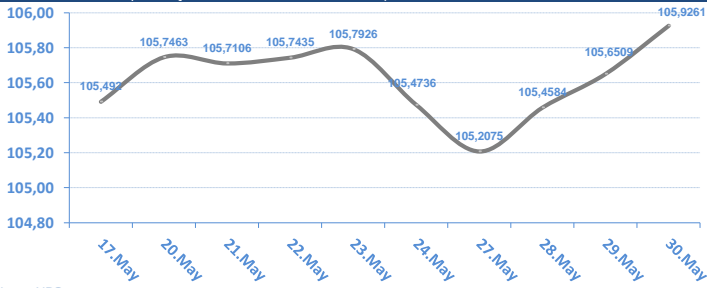


Izvor: NBS

**Intervencije NBS na deviznom tržištu / NBS Interventions on FX interbank market**

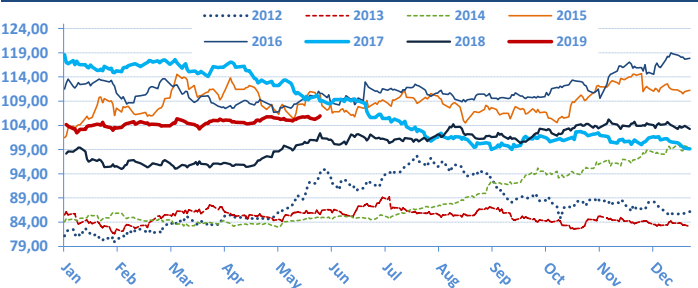


**USD / RSD** (Srednji kurs / Official middle rate) ► 10 dana / 10 days



Izvor: NBS

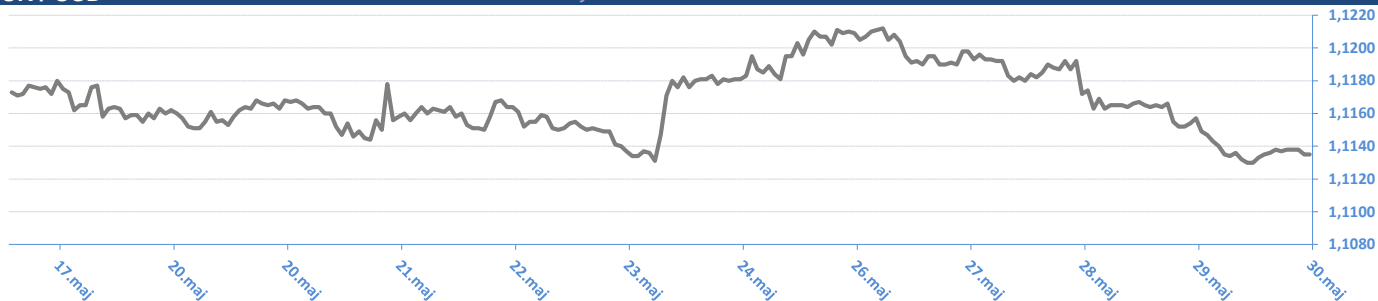
**USD / RSD** (Srednji kurs/ Official middle rate) ► Jan - ....



Monthly change	EUR/RSD	%	USD/RSD	%	Yearly change	EUR/RSD	%	USD/RSD	%
03.05.19	117,9626	-0,01%	105,5783	0,57%	30.05.19	117,9593	-0,32%	105,9261	7,94%
01.04.19	117,9759	-0,13%	104,9794	1,06%	03.01.19	118,3439	0,00%	104,1851	6,16%
01.03.19	118,1291	-0,25%	103,8772	0,32%	03.01.18	118,3431	-4,14%	98,1367	-17,25%
01.02.19	118,4266	0,07%	103,5469	-0,61%	04.01.17	123,4512	1,59%	118,6004	6,34%
03.01.19	118,3439	0,10%	104,1851	0,14%	04.01.16	121,5145	0,30%	111,5324	9,90%
03.12.18	118,2313	-0,06%	104,0402	-0,27%	05.01.15	121,1543	5,58%	101,4863	20,72%
01.11.18	118,2984	-0,07%	104,3196	2,19%	03.01.14	114,7559	2,14%	84,0641	-1,67%
01.10.18	118,3868	0,19%	102,0840	0,29%	03.01.13	112,3495	6,20%	85,4889	5,32%
03.09.18	118,1567	0,08%	101,7890	0,71%	04.01.12	105,7880	-0,21%	81,1693	2,16%
01.08.18	118,0618	0,04%	101,0717	-0,27%	04.01.11	106,0156	10,47%	79,4541	18,48%
02.07.18	118,0142	-0,12%	101,3432	0,06%	04.01.10	95,9679	7,17%	67,0635	4,25%
01.06.18	118,1616	-0,02%	101,2785	2,74%	05.01.09	89,5436	12,27%	64,3273	18,68%
03.05.18	118,1901		98,5821		03.01.08	79,7577		54,2016	

**EUR / USD**

► 10 dana / 10 days



**EUR / USD**



**EUR / CHF**

► 10 dana / 10 days



**EUR / CHF**



Izvor / Source: Reuters

30.05.2019 08:56:24

**EUR / XX**

Valutni par / CCY pair	Kupovni/BID	Prodajni/ASK
EUR/USD	1,1134	1,1138
EUR/JPY	122,2200	122,2600
EUR/GBP	0,8814	0,8815
EUR/CHF	1,1227	1,1228
EUR/DKK	7,4683	7,4688
EUR/NOK	9,7330	9,7380
EUR/SEK	10,6283	10,6328
EUR/CAD	1,5028	1,5039
EUR/AUD	1,6058	1,6061
EUR/HUF	325,5600	325,6600
EUR/CZK	25,8440	25,8530
EUR/PLN	4,2899	4,2934
EUR/HRK	7,4180	7,4230
EUR/RUB	72,2503	72,3231
EUR/NZD	1,7069	1,7071

**USD / XX**

Valutni par / CCY pair	Kupovni/BID	Prodajni/ASK
USD/EUR	0,8978	0,8978
USD/JPY	109,7500	109,7600
USD/GBP	0,7915	0,7915
USD/CHF	1,0080	1,0084
USD/DKK	6,7061	6,7066
USD/NOK	8,7397	8,7447
USD/SEK	9,5439	9,5479
USD/CAD	1,3499	1,3505
USD/AUD	1,4420	1,4422
USD/HUF	292,2800	292,4700
USD/CZK	23,2080	23,2120
USD/SKK	21,5460	21,6000
USD/PLN	3,8531	3,8546
USD/HRK	6,6607	6,6658
USD/RUB	64,9305	64,9395
USD/NZD	1,5323	1,5330

\* Međunarodno devizno međubankarsko tržište / International FX Interbank Market

Izvor / Source: Reuters

EURIBOR

SW	-0,385
1M	-0,374
3M	-0,317
6M	-0,245
1Y	-0,158

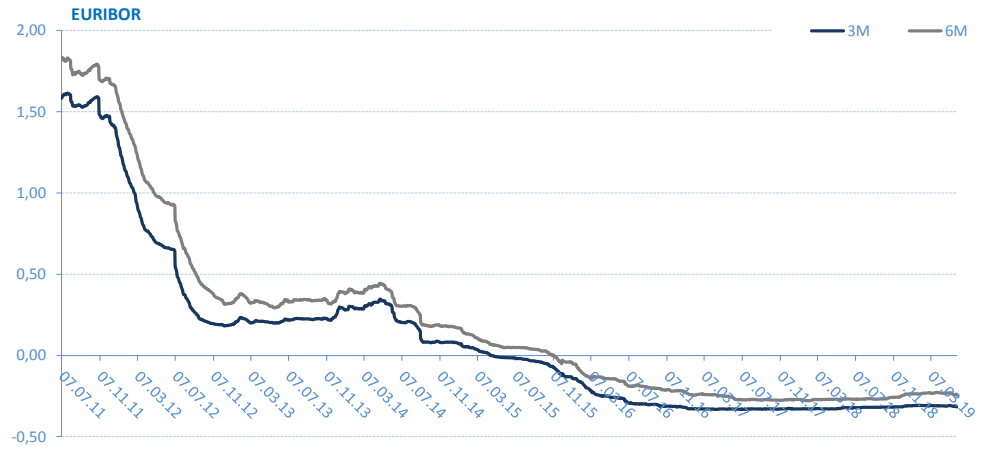
\* Izvor: Reuters; Objavljeno prethodnog radnog dana

Kamatne stope Centralnih Banaka

Interest rates of Central banks

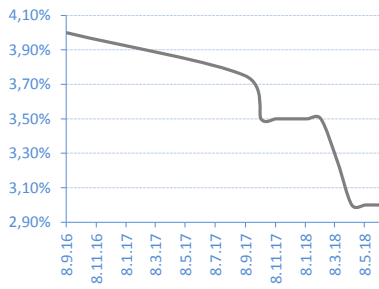
CB	Kamatna stopa/Interest rate
USD	2,50
EUR	0,00
GBP	0,75
CAD	1,75
AUD	1,50
JPY	0,10

\* Izvor: Reuters; Objavljeno prethodnog radnog dana



REFERENTNA KAMATNA STOPA NBS / NBS Key Policy Rates

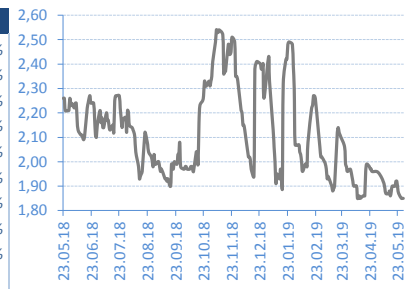
Date	Rate	Change (%)
08.06.18	3,00%	0,00%
10.05.18	3,00%	0,00%
12.04.18	3,00%	-7,69%
14.03.18	3,25%	-7,14%
08.02.18	3,50%	0,00%
11.01.18	3,50%	0,00%
07.12.17	3,50%	0,00%
09.11.17	3,50%	0,00%
09.10.17	3,50%	-6,67%
07.09.17	3,75%	



\* Izvor/Source: NBS

BEONIA

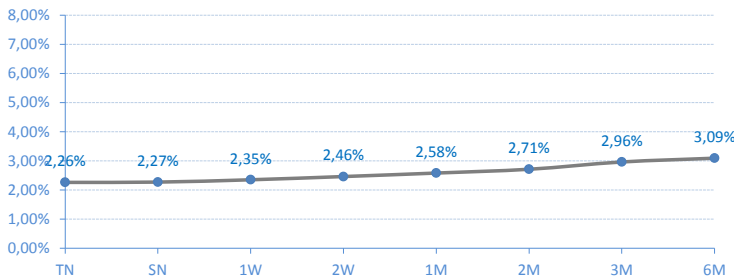
Date	Rate	Change (%)
29.05.19	1,85%	0,00%
27.05.19	1,85%	-1,07%
24.05.19	1,87%	-1,06%
23.05.19	1,89%	-1,56%
22.05.19	1,92%	0,00%
21.05.19	1,92%	1,05%
20.05.19	1,90%	0,00%
17.05.19	1,90%	1,06%
16.05.19	1,88%	1,08%
15.05.19	1,86%	



\* Izvor/Source: Reuters; Objavljeno prethodnog radnog dana / Published on previous working day

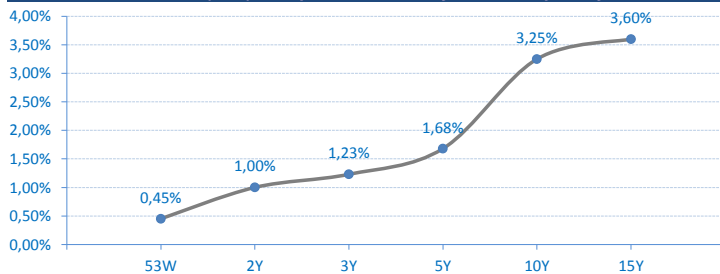
Kamatne stope/Prinos na tržištu / Market Interest Rates

Belibor



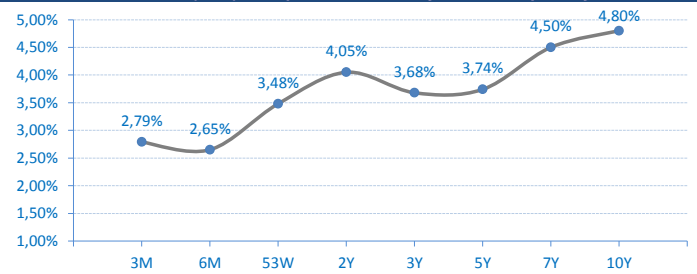
Državne HOV Republike Srbije u Evrima - prinosi sa poslednje aukcije

Government bonds (EUR) of Republic of Serbia - yield on last primary auction



Državne HOV Republike Srbije u Dinarima - prinosi sa poslednje aukcije

Government bonds (RSD) of Republic of Serbia - yield on last primary auction



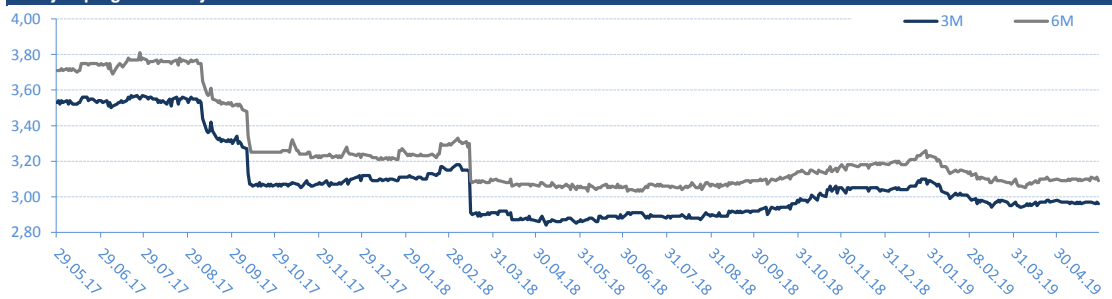
BELIBOR

Trenutne stope / Current rates

TN	2,26%
SN	2,27%
1W	2,35%
2W	2,46%
1M	2,58%
2M	2,71%
3M	2,96%
6M	3,09%

\* Izvor/Source: Reuters; Objavljeno prethodnog radnog dana / Published on previous working day

Istorijski pregled kretanja 6M i 3M Belibor-a / Historical overview of 6M and 3M Belibor rates



**T-BILLS 3M - RSD**

Date	Rate	Realisation
14.01.16	2,79%	100,00%
05.11.15	2,94%	100,00%
15.10.15	3,00%	92,18%
06.08.15	4,40%	96,26%
16.07.15	4,79%	98,47%
07.05.15	5,63%	92,92%
16.04.15	6,45%	100,00%
05.02.15	6,95%	45,05%



**T-BILLS 6M - RSD**

Date	Rate	Realisation
01.09.16	2,65%	23,03%
03.03.16	3,25%	96,46%
03.12.15	3,25%	97,22%
08.10.15	4,09%	100,00%
03.09.15	4,57%	87,90%
04.06.15	5,25%	93,30%
05.03.15	7,00%	21,33%
04.12.14	7,10%	100,00%



**T-BILLS 53W - RSD**

Date	Rate	Realisation
06.02.17	3,48%	17,91%
21.12.16	3,49%	32,22%
15.11.16	3,57%	45,64%
28.09.16	3,58%	52,92%
27.07.16	3,59%	49,07%
07.06.16	4,01%	78,06%
15.03.16	4,01%	16,73%
02.02.16	4,09%	63,42%



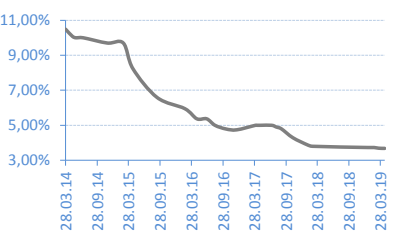
**G-BONDS 2Y - RSD**

Date	Rate	Realisation
24.10.17	4,05%	116,30%
13.06.17	4,65%	51,56%
16.05.17	4,65%	43,95%
21.03.17	4,65%	100,00%
13.02.17	4,74%	78,80%
10.01.17	4,74%	23,25%
13.06.16	4,30%	95,67%
10.03.16	4,95%	56,41%



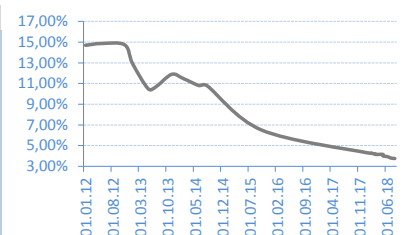
**G-BONDS 3Y - RSD**

Date	Rate	Realisation
23.04.19	3,68%	88,70%
19.03.19	3,69%	112,71%
20.02.19	3,73%	120,53%
15.01.19	3,73%	60,94%
28.02.18	3,80%	100,00%
30.01.18	3,88%	34,77%
06.11.17	4,29%	97,97%
31.08.17	4,80%	100,00%



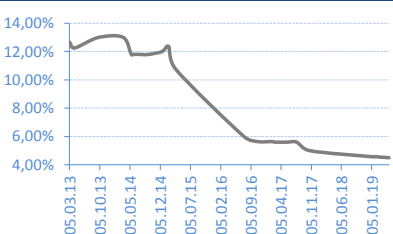
**G-BONDS 5Y - RSD**

Date	Rate	Realisation
11.09.18	3,74%	98,60%
14.08.18	3,75%	65,62%
17.07.18	3,80%	40,58%
05.06.18	3,95%	35,67%
22.05.18	3,99%	26,18%
08.05.18	4,15%	97,00%
24.04.18	4,15%	52,31%
10.04.18	4,15%	32,63%



**G-BONDS 7Y - RSD**

Date	Rate	Realisation
07.05.19	4,50%	134,27%
10.04.19	4,52%	75,42%
05.03.19	4,54%	58,46%
12.02.19	4,57%	34,68%
30.01.19	4,57%	30,41%
09.01.19	4,57%	52,59%
23.10.17	5,00%	100,00%
25.07.17	5,60%	37,14%



**G-BONDS 10Y - RSD**

Date	Rate	Realisation
07.08.18	4,80%	26,87%
10.07.18	4,85%	36,97%
15.05.18	4,90%	96,72%
03.04.18	5,17%	26,55%
20.03.18	5,17%	83,61%
06.03.18	5,20%	203,57%



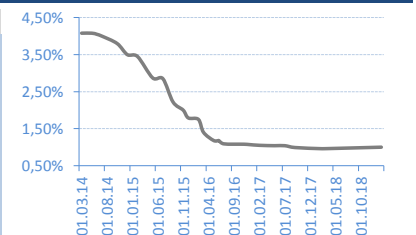
**T-BILLS 53W - EUR**

Date	Rate	Realisation
21.05.18	0,45%	100,00%
18.01.18	0,47%	98,00%
05.12.17	0,48%	100,00%
30.08.17	0,55%	50,00%
15.05.17	0,70%	91,30%
20.03.17	0,74%	60,00%
12.01.17	0,78%	46,20%
29.11.16	0,78%	100,00%



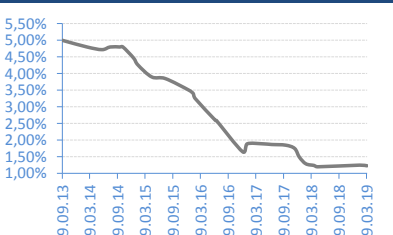
**G-BONDS 2Y - EUR**

Date	Rate	Realisation
19.02.19	1,00%	142,00%
22.03.18	0,96%	25,62%
01.02.18	0,96%	52,00%
14.09.17	0,99%	53,60%
12.07.17	1,04%	16,80%
23.05.17	1,04%	99,00%
14.02.17	1,05%	95,35%
06.12.16	1,07%	66,00%



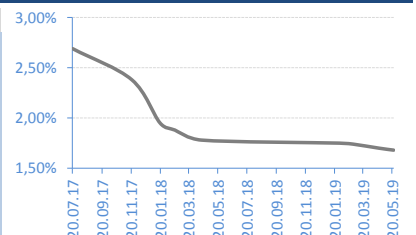
**G-BONDS 3Y - EUR**

Date	Rate	Realisation
12.03.19	1,23%	50,04%
23.01.19	1,25%	32,10%
20.04.18	1,20%	35,96%
28.03.18	1,24%	99,29%
02.02.18	1,29%	100,00%
21.12.17	1,49%	100,00%
20.11.17	1,75%	49,70%
21.09.17	1,85%	100,00%



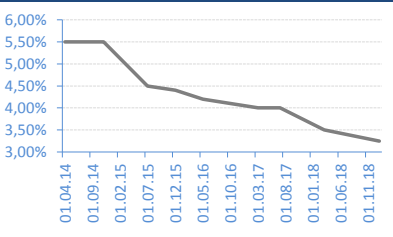
**G-BONDS 5Y - EUR**

Date	Rate	Realisation
23.05.19	1,68%	77,32%
22.04.19	1,70%	19,90%
27.02.19	1,74%	37,84%
29.01.19	1,75%	41,25%
16.04.18	1,78%	52,41%
19.02.18	1,88%	79,99%
19.01.18	1,95%	80,28%
21.11.17	2,38%	100,00%



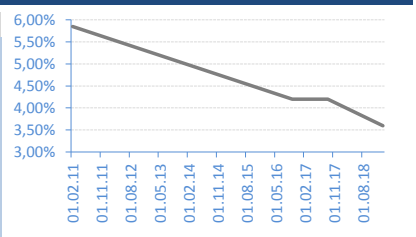
**G-BONDS 10Y - EUR**

Date	Rate	Realisation
16.01.19	3,25%	139,40%
26.03.18	3,50%	86,85%
13.07.17	4,00%	42,95%
15.03.17	4,00%	65,60%
25.05.16	4,20%	96,00%
04.12.15	4,40%	100,00%
28.07.15	4,50%	76,77%
19.11.14	5,50%	100,00%



**G-BONDS 15Y - EUR**

Date	Rate	Realisation
06.02.19	3,60%	100,00%
06.09.17	4,20%	70,13%
19.10.16	4,20%	100,00%



## AKCIJE / Shares - REGULISANO TRŽIŠTE / REGULATED MARKET

## Najtrgovanije HOV / Most Active

	Symbol	Closing price	% Change	Open	Max	Min	No of Trades	Volume	Volume RSD
NIS a.d. Novi Sad	NIIS	725	0,00%	720	725	720	58	6.742	4.886.164
Aerodrom Nikola Tesla a.d. Beograd	AERO	775	-0,90%	780	780	750	23	952	737.500
Komercijalna banka a.d. Beograd	KMBN	2.799	0,61%	2.800	2.800	2.790	3	161	450.690
Galenika Fitofarmacija a.d. Zemun	FITO	2.945	-0,17%	2.950	2.950	2.940	5	77	226.800
Impol Seval a.d. Sevojino	IMPL	3.200	-1,99%	3.200	3.200	3.200	1	16	51.200

## Dobitnici / Gainers

	Symbol	Closing price	% Change	Open	Max	Min	No of Trades	Volume	Volume RSD
Komercijalna banka a.d. Beograd	KMBN	2.799	0,61%	2.800	2.800	2.790	3	161	450.690

## Gubitnici / Decliners

	Symbol	Closing price	% Change	Open	Max	Min	No of Trades	Volume	Volume RSD
Jubmes banka a.d. Beograd	JMBN	7.100	-2,74%	7.100	7.100	7.100	1	3	21.300
Impol Seval a.d. Sevojino	IMPL	3.200	-1,99%	3.200	3.200	3.200	1	16	51.200
Aerodrom Nikola Tesla a.d. Beograd	AERO	775	-0,90%	780	780	750	23	952	737.500
Galenika Fitofarmacija a.d. Zemun	FITO	2.945	-0,17%	2.950	2.950	2.940	5	77	226.800

## AKCIJE / SHARES - MTP

## Najtrgovanije HOV / Most Active

	Symbol	Closing price	% Change	Bid (Volume)	Ask (Volume)	No of Trades	Volume	Volume RSD
AMS Osiguranje a.d. Beograd	AMSOPB	650	0,00%	650	650	650	7	742
Vizor enterijeri a.d. Temerin	VZEN	175	0,00%	175	175	175	2	274
BAS a.d. Beograd	BASB	703	0,43%	703	702	703	16	207
STUP Vrsac a.d. Vrsac	STUP	5.907	0,02%	5907	5907	5907	3	54
Poslovni objekti a.d. Beograd	PSOB	1.051	0,10%	1051	1051	1051	1	7

## Dobitnici / Gainers

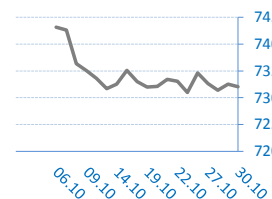
	Symbol	Closing price	% Change	Bid (Volume)	Ask (Volume)	No of Trades	Volume	Volume RSD
BAS a.d. Beograd	BASB	703	0,43%	703	702	703	16	207
Poslovni objekti a.d. Beograd	PSOB	1.051	0,10%	1051	1051	1051	1	7
STUP Vrsac a.d. Vrsac	STUP	5.907	0,02%	5907	5907	5907	3	54

## Gubitnici / Decliners

	Symbol	Closing price	% Change	Bid (Volume)	Ask (Volume)	No of Trades	Volume	Volume RSD
--	--------	---------------	----------	--------------	--------------	--------------	--------	------------

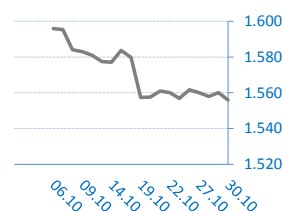
## BELEX15

Vrednost / Value	732,05
Promena / Change	-0,49
%	-0,07%



## BELEXline

Vrednost / Value	1.556,01
Promena / Change	-4,05
%	-0,26%



## Kontakti / Contacts:

## Srđan Tomašević

srđjan.tomasevic@erstebank.rs  
Trgovanje / Trading  
011/220 9116

## Aleksandar Zarić

aleksandar.zaric@erstebank.rs  
Prodaja / Sales  
011/220 9198

## Aleksandra Parčetić

aleksandra.parcetic@erstebank.rs  
Brokersko poslovanje / Brokerage  
011/220 9159

## Vladimir Vulević

vladimir.vulevic@erstebank.rs  
Podrška i Razvoj / Support and Development  
011 / 201 50 50

## Nenad Đurović

nenad.djurovic@erstebank.rs  
Trgovanje / Trading  
011/ 220 9115

## Dušan Stević

dusan.stevic@erstebank.rs  
Prodaja / Sales  
011/220 9118

## Danijela Stojanović

danijela.stojanovic@erstebank.rs  
Prodaja / Sales  
011/ 220 9132

## Marija Đorđević

marija.djordjevic@erstebank.rs  
Brokersko poslovanje / Brokerage  
011/220 9110

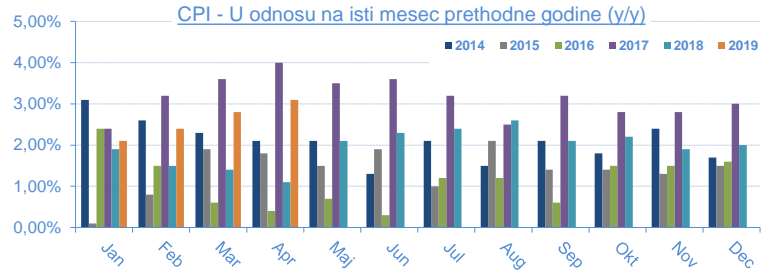
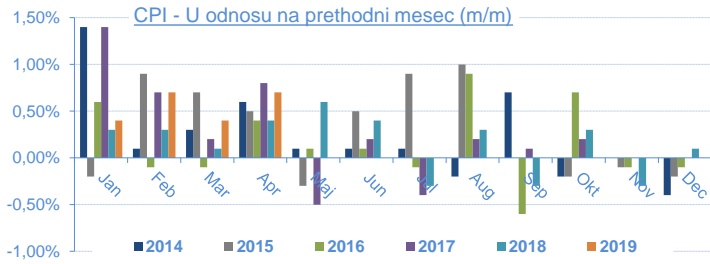
Izveštaj sačinio / Prepared by: Sektor sredstava / Treasury division

Informacije i cene iz ovog pregleda dobijene su iz izvora za koje verujemo da su pouzdani ali ne garantujemo njihovu tačnost i potpunost. Navedene informacije su važeće samo u trenutku njihovog sastavljanja a objavljuju se u ciju opšteg informisanja, pri čemu ne predstavljaju bilo kakav oblik investicionog saveta niti preporuke za investiranje niti na bilo koji način obavezuju Erste Bank ad Novi Sad u pogledu odgovornosti za štetu nastalu upotrebom informacija iz ovog pregleda.

The information and prices in this review are obtained from sources that we believe are reliable, but we do not guarantee their accuracy and completeness. The mentioned information is valid only at the time of their compilation and are published in the general information, whereby they do not represent any form of investment advice or recommendations for investing or in any way obligate Erste Bank ad Novi Sad in respect of liability for damages arising from the use of information referred to in of this review.

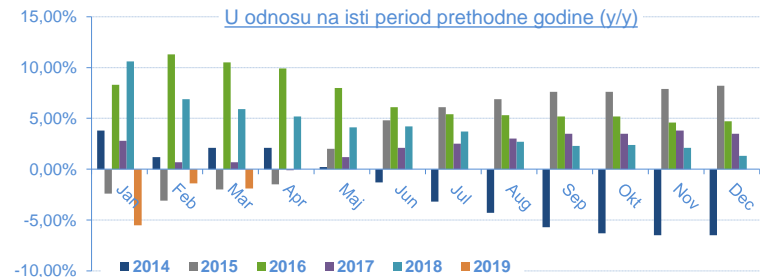
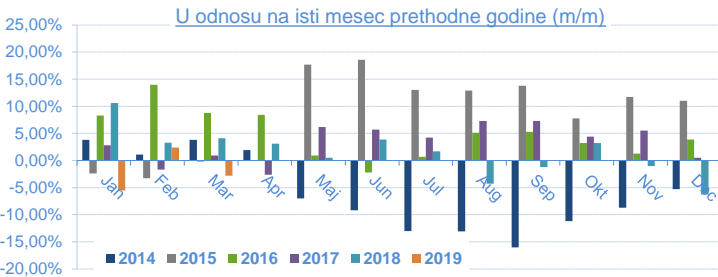
**Indeks potrošačkih cena (Consumer Price Index - CPI) / 2018**

	Jan	Feb	Mar	Apr	Maj	Jun	Jul	Aug	Sep	Okt	Nov	Dec
U odnosu na prethodni mesec (m/m)	0,40%	0,70%	0,40%	0,70%								
U odnosu na isti mesec 2018. (y/y)	2,10%	2,40%	2,80%	3,10%								
U odnosu na decembar 2018.		1,10%	1,50%	2,30%								
Datum objavljivanja / Published date	22.02.19	12.03.19	12.04.19	13.05.19								



**INDUSTRIJSKA PROIZVODNJA / Industrial production / 2019**

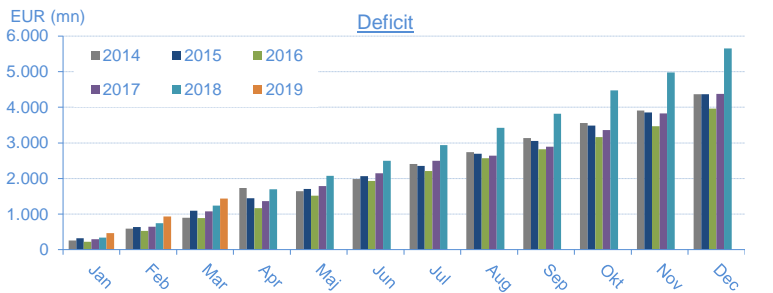
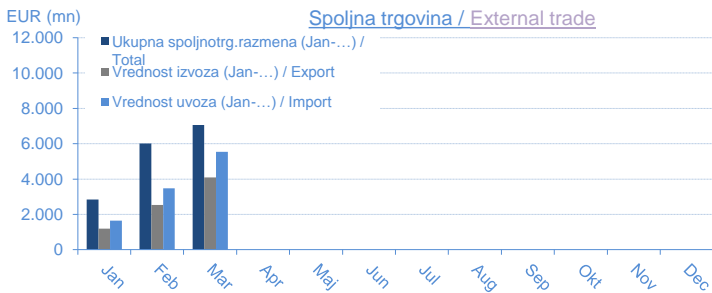
	Jan	Feb	Mar	Apr	Maj	Jun	Jul	Aug	Sep	Okt	Nov	Dec
U odnosu na isti mesec 2018 (m/m)	-5,50%	2,40%	-2,80%									
U odnosu na isti period 2018 (jan-...) (y/y)	-5,50%	-1,40%	-1,90%									
U odnosu na prosek 2018	-12,20%	-7,40%	2,30%									
Datum objavljivanja / Published date	28.02.19	29.03.19	30.04.19									



**SPOLJNOTRGOVINSKA ROBNA RAZMENA / External Trade / 2019**

\* u eur mln

Mesec/Month	Jan	Feb	Mar	Apr	Maj	Jun	Jul	Aug	Sep	Okt	Nov	Dec
Ukupna spoljnotrg.razmena (Jan-...) / Total	2.840,40	6.015,80	9.626,40									
Promena / Yearly change	7,80%	9,80%	8,10%									
Vrednost izvoza (Jan-...) / Export	1.186,90	2.539,90	4.092,80									
Promena / Yearly change	3,00%	7,10%	6,90%									
Vrednost uvoza (Jan-...) / Import	1.653,50	3.475,90	5.533,60									
Promena / Yearly change	11,50%	11,70%	9,00%									
Deficit (jan-...)	466,70	936,00	1.440,80									
Promena / Yearly change	40,90%	26,50%	15,60%									
Pokrivenost uvoza izvozom (Export/Import ratio)	71,80%	73,10%	74,00%									
Datum objavljivanja / Published date	12.03.19	29.03.19	30.04.19									



**BUDŽETSKI BALANS / Budget balance**

\* u rsd mln

Budžetski balans u 2018.	32.183,97
January 2019	23.620,61
February 2019	-1.429,81
March 2019	-6.363,12
April 2019	
May 2019	
June 2019	
July 2019	
August 2019	
September 2019	
October 2019	
November 2019	
December 2019	
Budžetski balans u 2019. / Total 2019	15.827,68
Planirani deficit u 2019. / Planned	-3.344,12
Ostvarenje plana / Realisation	
Datum ažuriranja / Published date	06.05.19

